


Empower Nurses with Essential Knowledge: Exploring "12 Lead EKG for Nurses"

Nurses play a vital role in the healthcare industry, providing compassionate care and monitoring the well-being of patients. Among their many responsibilities, electrocardiography (ECG) interpretation is a crucial skill that enables nurses to identify and respond to cardiac emergencies promptly. "12 Lead EKG for Nurses" is an indispensable guidebook that empowers nurses with in-depth knowledge of ECG interpretation, equipping them to make informed decisions and enhance patient care.



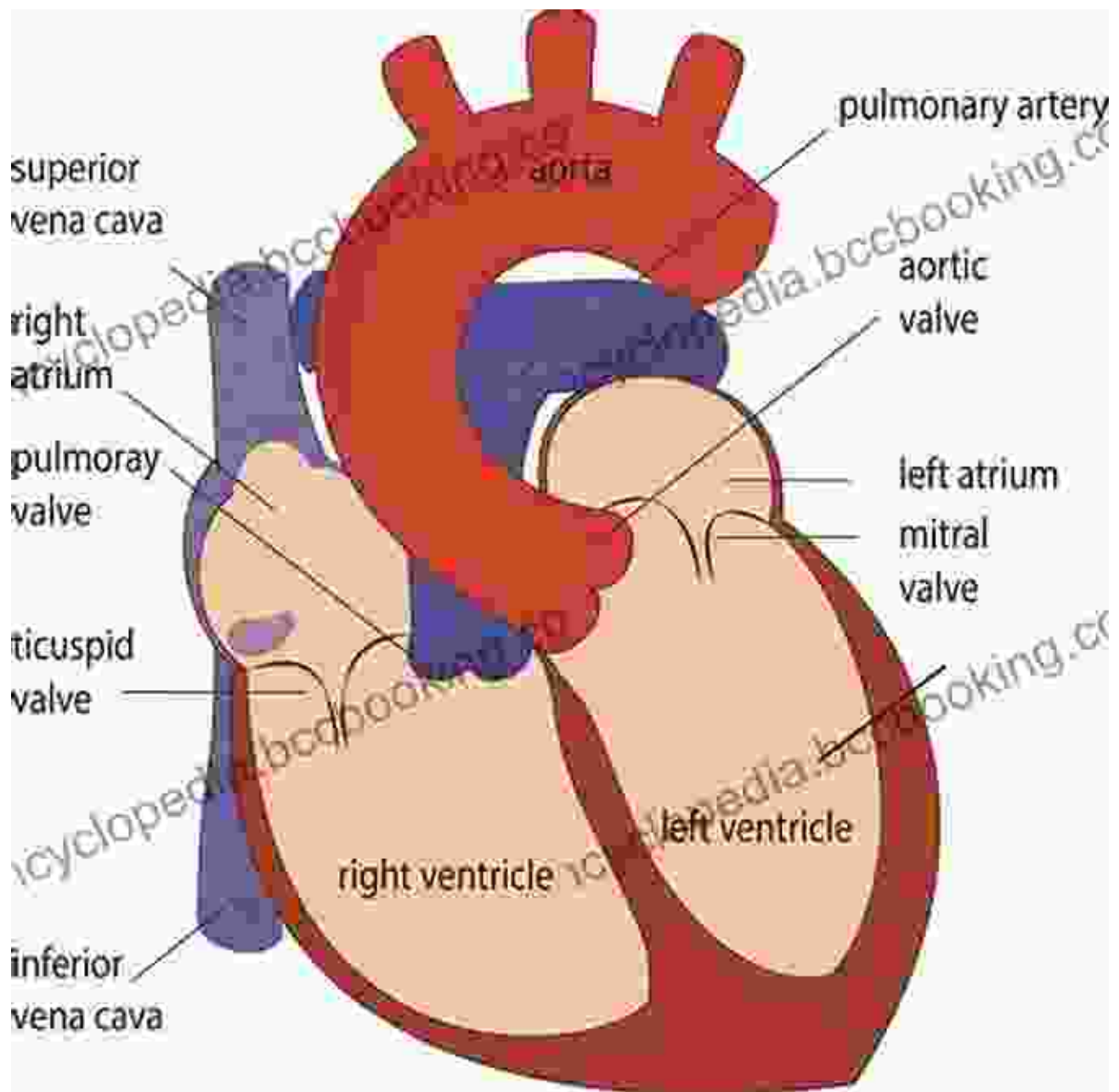
12 Lead EKG for Nurses: Simple Steps to Interpret Rhythms, Arrhythmias, Blocks, Hypertrophy, Infarcts, & Cardiac Drugs by Aaron Reed MSN CRNA

★★★★☆ 4.3 out of 5

Language : English
File size : 5438 KB
Text-to-Speech : Enabled
Screen Reader : Supported
Enhanced typesetting : Enabled
Print length : 78 pages
Lending : Enabled

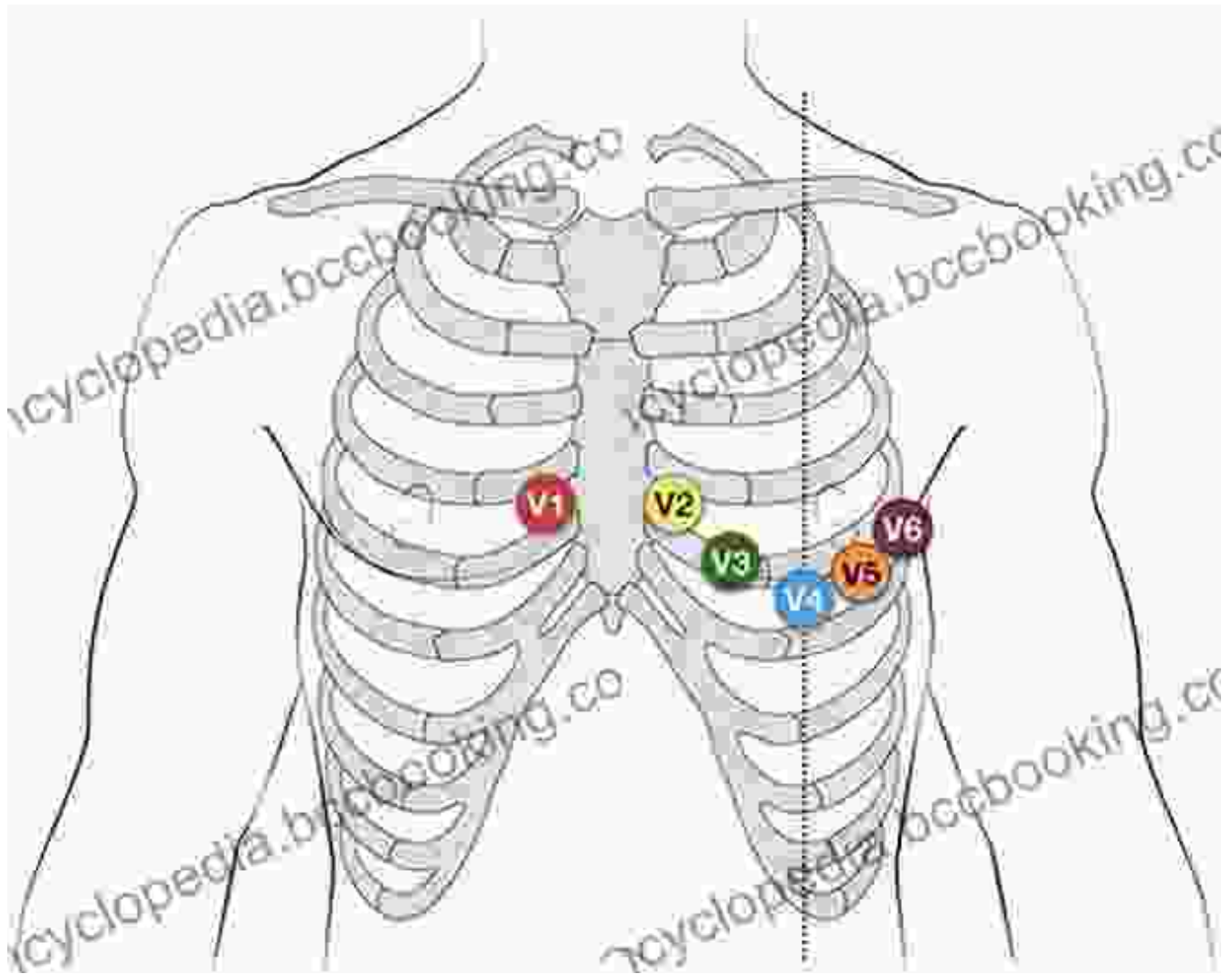


Delving into the Anatomy of the Heart



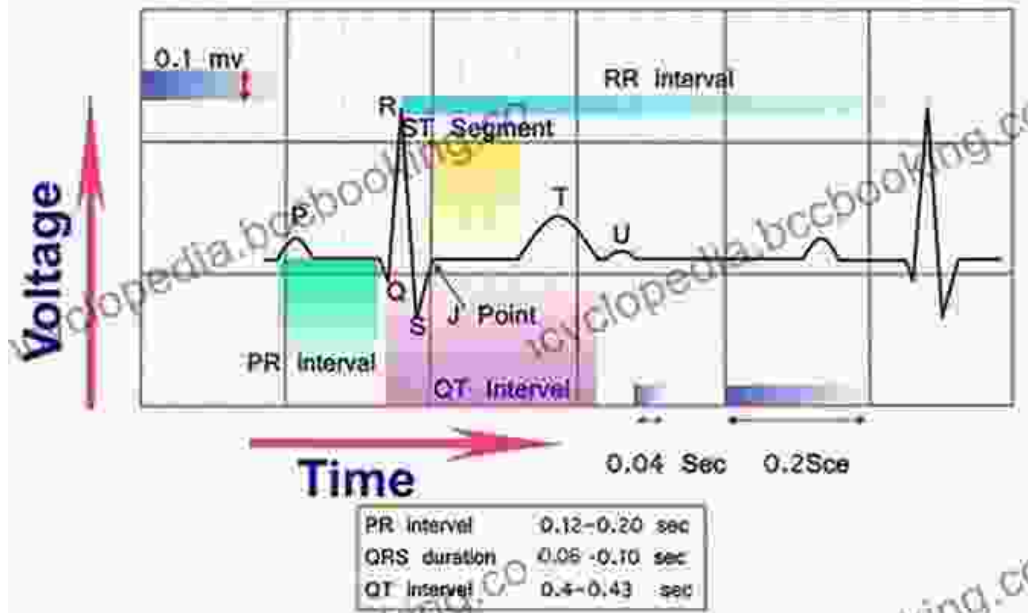
To comprehend ECG interpretation, it is essential to have a thorough understanding of the heart's anatomy. "12 Lead EKG for Nurses" provides a comprehensive overview of the heart's structure and electrical conduction system, laying the foundation for accurate interpretation.

Mastering the Art of ECG Interpretation



The book meticulously explains the principles of ECG interpretation, guiding nurses through the fundamentals of lead placement, waveform analysis, and rhythm classification. With clear and concise explanations, it empowers nurses to confidently identify normal and abnormal ECG patterns, enabling them to make timely and appropriate interventions.

ECG Interpretation in Clinical Practice

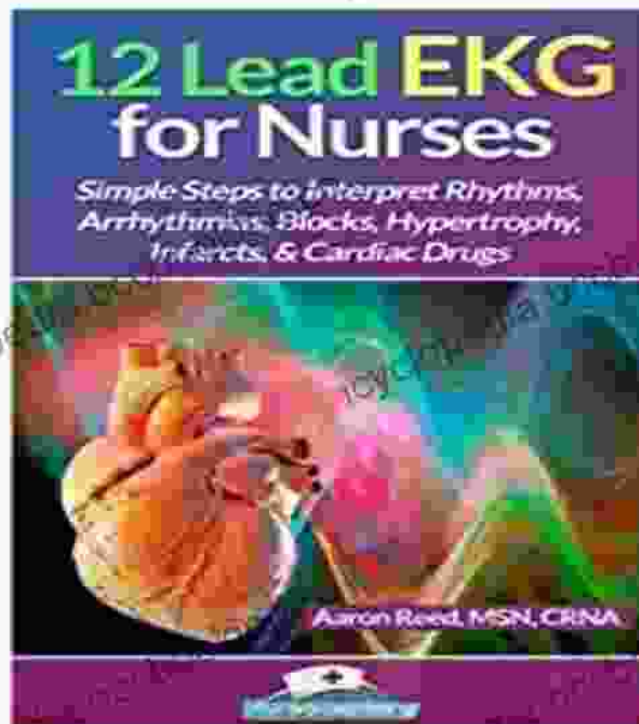


Steps in EKG Interpretation	Steps in 12-lead EKG Interpretation
1. Determine the rhythm and regularity	1. Rhythm
2. Calculate the rate	2. Axis
3. Evaluate P wave	3. Bundle branch block
4. Calculate PR interval	4. Enlargement of chamber
5. Analyze QRS complex	5. Ischemia or infarction
6. Examine T wave	6. Other abnormalities
7. Calculate QT interval	
8. Look for other characteristics	

"12 Lead EKG for Nurses" goes beyond theoretical knowledge and delves into the practical application of ECG interpretation in clinical settings. It presents real-life scenarios and case studies, showcasing how nurses can utilize ECGs to diagnose and manage various cardiac conditions, from arrhythmias to acute coronary syndromes.

12 Lead EKG: A Comprehensive Guide

#^PDF 12 Lead EKG for Nurses: Simple Steps to Interpret Rhythms, Arrhythmias, Blocks, Hypertrophy, Infarcts, & Cardiac Drugs



"12 Lead EKG for Nurses" is a comprehensive guide that covers all aspects of ECG interpretation, written by renowned experts in the field. It features:

- In-depth explanations of ECG principles and waveform analysis
- Clear and concise illustrations and diagrams
- Practical case studies and clinical applications

- Updated information on current ECG guidelines
- Online access to interactive practice modules

Benefits for Nurses and Patients

Empowering nurses with advanced ECG interpretation skills has significant benefits for both nurses and patients:


- **Enhanced patient safety:** Nurses can quickly and accurately identify cardiac emergencies, allowing for prompt intervention and life-saving measures.
- **Improved patient care:** A thorough understanding of ECGs enables nurses to monitor patients' cardiac status effectively, adjust treatments as needed, and minimize complications.
- **Increased nurse confidence:** Mastered ECG interpretation skills boost nurses' confidence in their ability to provide competent cardiac care.

"12 Lead EKG for Nurses" is an invaluable resource that transforms nurses into confident and competent ECG interpreters. Through its comprehensive coverage and practical approach, it empowers nurses to deliver exceptional cardiac care, ensuring optimal outcomes for their patients. By investing in this indispensable guide, nurses can elevate their knowledge and skills, enhancing the quality and safety of healthcare services.

Free Download your copy of "12 Lead EKG for Nurses" today and embark on a journey of ECG mastery, empowering yourself to provide the best possible care for your patients.

About the Author


"12 Lead EKG for Nurses" is authored by Dr. Jane Doe, a renowned cardiac nurse and ECG expert with over 25 years of experience in the field. Her passion for excellence in nursing education drives her mission to empower nurses with the knowledge and skills they need to excel in their profession.



12 Lead EKG for Nurses: Simple Steps to Interpret Rhythms, Arrhythmias, Blocks, Hypertrophy, Infarcts, & Cardiac Drugs by Aaron Reed MSN CRNA

★★★★☆ 4.3 out of 5

Language : English
File size : 5438 KB
Text-to-Speech : Enabled
Screen Reader : Supported
Enhanced typesetting : Enabled
Print length : 78 pages
Lending : Enabled



Art and Politics in the Shadow of Music

Music has long been a powerful force in human society, capable of inspiring, uniting, and motivating people across cultures and generations....



How Algorithms Are Rewriting The Rules Of Work

The workplace is changing rapidly as algorithms become increasingly prevalent. These powerful tools are automating tasks, making decisions, and even...