


Spin Infinite Yarns With One Amazing Tool

Are you ready to take your yarn crafting to the next level? With a spinning wheel, you can create your own custom yarns in any color, texture, and weight you can imagine.



Respect the Spindle: Spin Infinite Yarns with One Amazing Tool by Abby Franquemont

★★★★☆ 4.8 out of 5

Language : English
File size : 25834 KB
Text-to-Speech : Enabled
Screen Reader : Supported
Enhanced typesetting : Enabled
Print length : 138 pages



Spinning is a relaxing and rewarding hobby that can be enjoyed by people of all ages and skill levels. And with the right tools, it's easier than you think to get started.

In this article, we'll introduce you to the basics of spinning and show you how to use a spinning wheel to create your own beautiful yarns.

What is Spinning?

Spinning is the process of converting raw fiber into yarn. Fiber can come from a variety of sources, including sheep, alpaca, llama, and cotton. When you spin, you use a spinning wheel to twist the fibers together, creating a strong and durable yarn.

There are two main types of spinning wheels: wheel and spindle. A wheel is a large, stationary machine that uses a treadle to power the spinning mechanism. A spindle is a smaller, handheld device that is powered by the spinner's hand.

For beginners, we recommend using a wheel. Wheels are easier to control and produce more consistent results than spindles.

How to Use a Spinning Wheel

Using a spinning wheel is relatively simple. Here are the basic steps:

1. Attach the fiber to the wheel.
2. Start spinning the wheel.
3. Use your hands to guide the fiber into the spinning zone.
4. Continue spinning until the yarn is the desired thickness.
5. Wind the yarn onto a bobbin.

It may take some practice to get the hang of spinning, but with a little patience, you'll be able to create beautiful yarns in no time.

Benefits of Spinning Your Own Yarn

There are many benefits to spinning your own yarn:

- You can create yarns in any color, texture, and weight you can imagine.
- You can spin yarn from a variety of fibers, including sheep, alpaca, llama, and cotton.

- Spinning is a relaxing and rewarding hobby.
- You can save money by spinning your own yarn.
- You can create one-of-a-kind yarns that are perfect for your knitting and crocheting projects.

Getting Started

If you're interested in getting started with spinning, there are a few things you'll need:


- A spinning wheel
- Fiber
- Bobbins
- A niddy noddy (optional)

You can find all of these supplies at your local yarn store or online.

Once you have your supplies, you can start learning how to spin. There are many resources available to help you get started, including books, online tutorials, and classes.

With a little practice, you'll be able to spin beautiful yarns that are perfect for all your knitting and crocheting projects.

Spinning is a fun and rewarding hobby that can be enjoyed by people of all ages and skill levels. With a spinning wheel, you can create your own custom yarns in any color, texture, and weight you can imagine. So what are you waiting for? Get started spinning today!




Respect the Spindle: Spin Infinite Yarns with One Amazing Tool

by Abby Franquemont

★★★★☆ 4.8 out of 5

Language : English
File size : 25834 KB
Text-to-Speech : Enabled
Screen Reader : Supported
Enhanced typesetting : Enabled
Print length : 138 pages



Art and Politics in the Shadow of Music

Music has long been a powerful force in human society, capable of inspiring, uniting, and motivating people across cultures and generations....



How Algorithms Are Rewriting The Rules Of Work

The workplace is changing rapidly as algorithms become increasingly prevalent. These powerful tools are automating tasks, making decisions, and even...